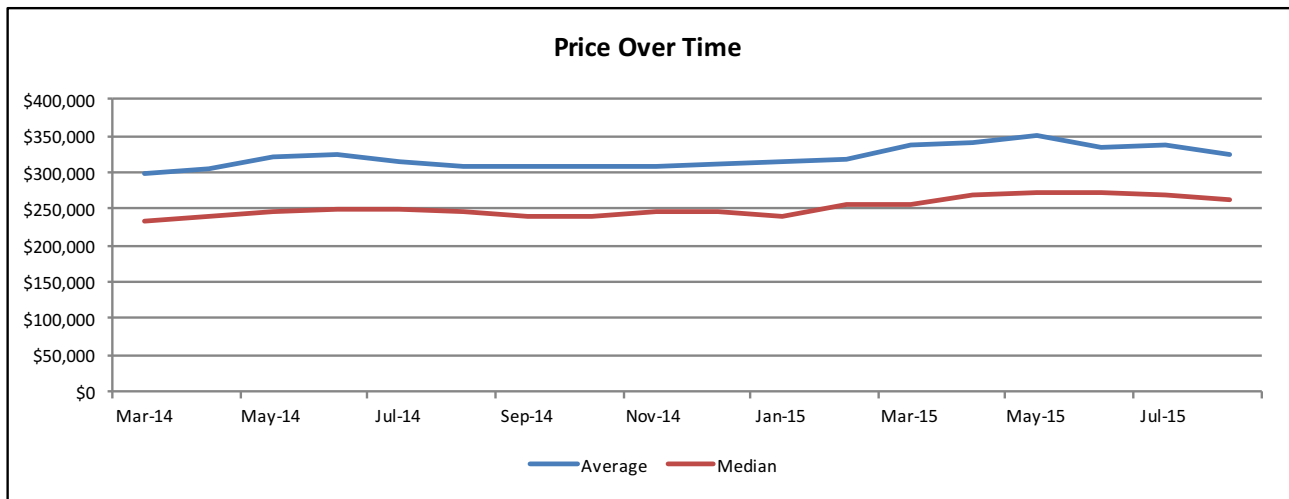
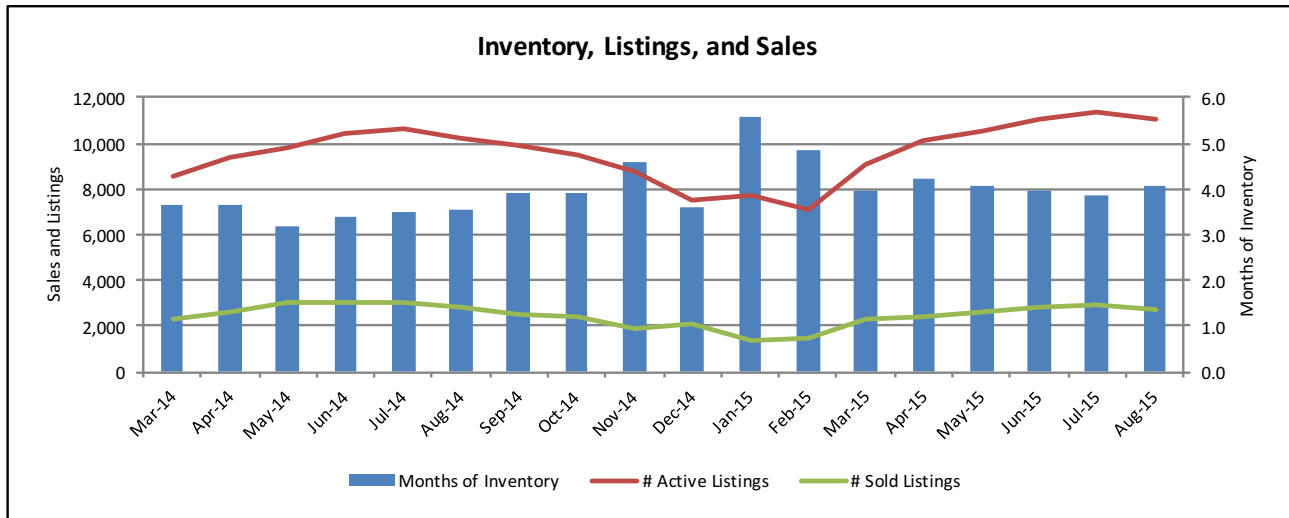
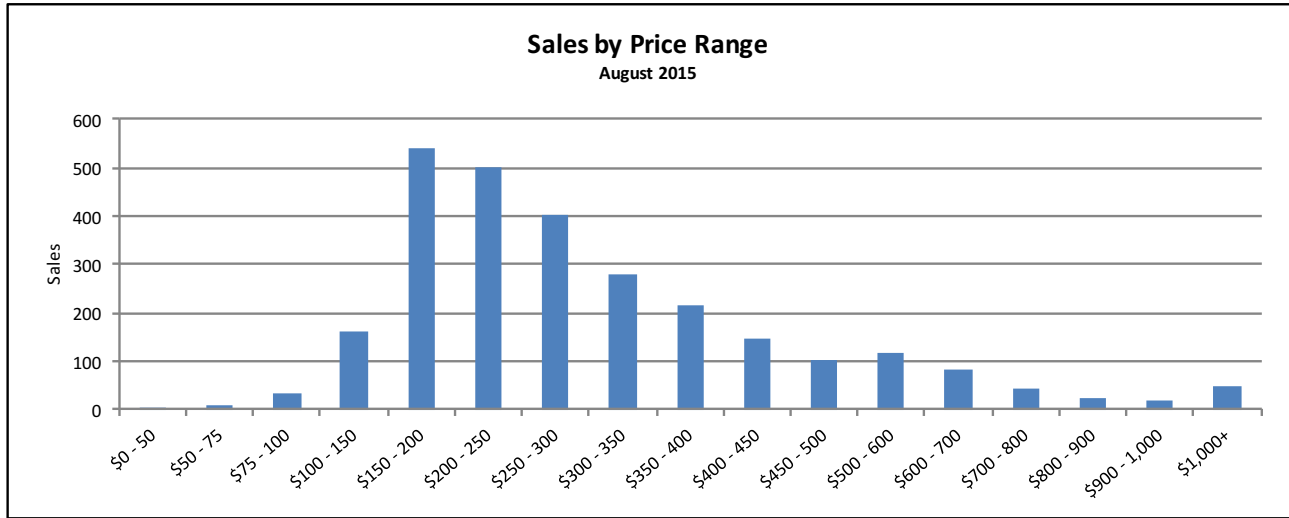


Area Market Stats August 2015	Months Supply	Listings	Sales	Average Sales Price	Median Sales Price	Average Price/SF	SP/LP	Median DOM
	4.0	11,037	2,727	\$325,783	\$263,147	\$171	99.2%	14



The opinions expressed in this publication are solely those of the author and may not necessarily reflect those of Independence Title Company. The information contained herein was obtained and compiled from area MLS data believed to be reliable, but no representation or warranty, express or implied, is made by the writer, Independence Title Company, or any other person to its accuracy, completeness or correctness. © Copyright 2015, Independence Title. All rights reserved.

Zip Code	Active	New	Sold	Median Price	Median DOM	Zip Code	Active	New	Sold	Median Price	Median DOM
76574	85	40	26	\$149,500	22	78722	14	5	2	\$347,500	9
78602	159	56	41	\$182,000	13	78723	127	50	39	\$330,000	11
78610	275	101	60	\$243,750	16	78724	37	13	12	\$187,500	6
78612	41	8	8	\$165,000	18	78725	37	16	18	\$149,125	15
78613	442	142	141	\$280,000	10	78726	58	21	18	\$400,000	11
78617	56	21	14	\$172,500	18	78727	86	44	41	\$257,000	9
78619	66	11	7	\$460,000	28	78728	51	25	17	\$228,000	8
78620	125	33	27	\$410,815	19	78729	80	36	37	\$238,000	8
78621	125	51	26	\$152,400	11	78730	99	24	16	\$713,250	39
78626	197	68	46	\$189,950	17	78731	133	38	51	\$560,000	14
78628	342	90	55	\$300,000	35	78732	182	49	33	\$433,000	63
78633	314	108	81	\$274,500	27	78733	75	14	11	\$607,500	30
78634	219	75	61	\$178,000	8	78734	368	73	72	\$413,200	51
78639	37	10	5	\$356,750	56	78735	126	30	16	\$402,500	14
78640	270	99	79	\$179,900	10	78736	52	21	18	\$295,000	22
78641	651	171	136	\$234,750	23	78737	151	40	38	\$393,500	33
78642	150	47	24	\$270,000	48	78738	434	71	46	\$554,500	38
78644	61	19	11	\$114,500	12	78739	137	36	51	\$435,000	23
78645	256	40	37	\$229,900	49	78741	81	29	25	\$157,400	10
78652	18	10	1	\$265,000	34	78742	1	0	0	-	-
78653	150	60	35	\$175,000	10	78744	120	42	23	\$180,000	7
78660	481	176	157	\$216,000	8	78745	228	93	65	\$255,000	8
78664	243	120	72	\$194,900	9	78746	238	41	22	\$915,295	44
78665	374	111	90	\$235,250	14	78747	92	29	22	\$207,250	14
78666	130	43	25	\$179,000	15	78748	275	114	82	\$250,250	9
78669	264	37	34	\$323,750	62	78749	109	49	44	\$320,000	5
78676	107	26	17	\$285,000	25	78750	102	51	44	\$290,100	11
78681	263	98	96	\$264,500	15	78751	70	22	11	\$397,000	9
78701	99	30	18	\$424,500	26	78752	38	17	9	\$335,000	8
78702	164	48	30	\$339,000	10	78753	76	31	35	\$205,000	5
78703	168	36	35	\$594,000	20	78754	67	25	16	\$213,601	6
78704	325	86	66	\$435,000	17	78756	44	17	10	\$507,700	11
78705	60	30	38	\$185,050	5	78757	107	47	34	\$325,250	7
78717	167	52	56	\$316,700	18	78758	86	35	23	\$202,000	8
78719	4	1	0	-	-	78759	116	36	39	\$428,000	9
78721	60	21	18	\$239,000	13	Overall	11,037	3,460	2,727	\$263,147	14

The opinions expressed in this publication are solely those of the author and may not necessarily reflect those of Independence Title Company. The information contained herein was obtained and compiled from area MLS data believed to be reliable, but no representation or warranty, express or implied, is made by the writer, Independence Title Company, or any other person to its accuracy, completeness or correctness. © Copyright 2015, Independence Title. All rights reserved.